



Welcome to Year 5



# Vision and Values



Everyone  
Learning  
Together

**LEARN**

Love

Explore

Aspire

Respect

Nurture

# The School Day



Start:  
8:35 to  
8:45 am

End:  
3:20pm



Break:  
10:50am -  
11:05am

Lunch:  
12:30pm -  
1:30pm

# Behaviour Policy



## The Cards

Red Card

Orange Card

Yellow Card  
Warning

It's Good to  
be Green!

Well Done

My teacher  
thinks I'm  
magic

# Uniform



Winter uniform	
Non PE days	PE days
	Children come into school wearing their PE kit
White shirt/blouse/polo shirt	<b>Branfil blue T-shirt*</b>
Charcoal grey trousers or pinafore dress/skirt	Royal blue sweatshirt or cardigan (with* or without Branfil badge) & charcoal grey tracksuit bottoms
Royal blue sweatshirt or cardigan (with* or without Branfil badge; no hoodies)	<b>OR</b> Royal blue Branfil hoodie* and tracksuit bottoms*
White or grey socks/tights (no leggings)	White or grey socks
Black school shoes (no high heels or boots and must be suitable for running and climbing e.g good grip on sole, lace up or buckle fastening)	Black trainers (must have black soles and no logos)
<b>OR</b>	Black plimsolls (for indoors)
Black trainers (must have black soles and no logos)	Long hair to be tied back and no earrings to be worn

Summer uniform (optional)	
Non PE days	PE days
	Children come into school wearing their PE kit
Charcoal grey tailored shorts	
Blue & white check dress	<b>Branfil blue PE shorts*</b>
Black or white sandals (no sling backs or peep toes for safety reasons)	

# Water and Snacks



# Timetable



## SCHOOL TIMETABLE



HOUR	MONDAY	TUESDAY	WEDNESDAY	THURSDAY	FRIDAY



## **PE days:**

Alder: Tuesday and Friday

Aspen: Tuesday and Friday

Hawthorn: Tuesday and Friday

## **Library:**

Alder: Thursday

Aspen: Friday

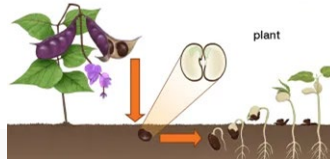
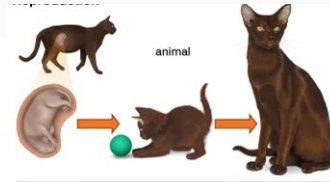
Hawthorn: Thursday



# Main Topics



## TYPES OF FORCE





# Trips and Parent Events



Young voices for those in the choir



Windmill



Science Dome



Ancient Greek Day and Freshwater Theatre Co.




Shakespeare Theatre Company



Sewing in Dec



Parent Writing Workshop in Dec



Gurdwara



Mud Run

# Reading



THERE ARE MANY LITTLE WAYS TO  
ENLARGE YOUR CHILD'S WORLD.  
LOVE OF BOOKS  
IS THE BEST OF ALL.

- JACQUELINE KENNEDY

 BilingualKidspot.com



# Spelling



## Spelling Seeds

The spelling pattern and words to practise (for the following week) will be added to Google Classroom on Fridays.

# Writing



I'm always looking for...

<p><b>Relative Clauses</b>  <i>who whose where when which that</i>                  The castle, <u>where we were heading</u>, stood tall and proud.                  The rain poured <u>which ruined our day</u>!</p>		
<p><b>Speech</b>                    He said, "This is how you punctuate speech."</p>	<p><b>() - . ? , ! ...</b></p> <p>abcdefghijklmnopqrstuvwxyz                  lmnopqrstu                  vwxyz</p>	<p><b>Modal Verbs</b>                  Can, Could,                  Ought to                  May, Might,                  Should, Must,                  Have to, Will</p>
<p>"This is how you punctuate speech," he said.</p>	<p><b>Paragraphs</b>                    PLACE PERSON SPEAKING  <b>TIP TOP</b></p>	

I'm always looking for...

<p><b>Fronted Adverbials</b>                  Show us how, when, where or why the main clause happened.</p>				<p><b>Conjunctions</b>                  Although                  However,                  Whereas                  Despite                  Nevertheless,                  Additionally,                  Also,                  Furthermore,                  Because                  Consequently,                  If,                  When...,</p>
<p>Now, After, Immediately, Suddenly,</p>	<p>Above the clouds, In the distance, In Britain, Across from her,</p>	<p>Carefully, Without a sound, Mysteriously, Like a..., Frantically,</p>	<p>Clutching her sword, Gazing into the eyes of the beast, With the design now finalised,</p>	



## Information for Parents Expectations for Writing - Year 5

In Year 5, for pupils to be writing at the expected level they must consistently:

- Use accurate full stops and capital letters throughout to demarcate sentences
- Spell most of the Year 5/6 words correctly
- Draft and create narratives by describing settings, characters and atmosphere
- Integrate **dialogue** to convey character or advance action (accurately punctuated)
- Link ideas within and across paragraphs (e.g. **fronted adverbials**)
- Ensure consistent use of tense throughout
- Use advanced vocabulary and grammar, understanding how choices can change and enhance meaning
- Use a range of punctuation (e.g. **brackets, dashes, colons, semi-colons**)
- Use **expanded noun phrases** and **relative clauses**.
- Write legibly and fluently using appropriate joins

On the right is a shared piece of writing that a Year 5 class created together, before completing an independent piece. This reflects writing that securely meets age related expectations for the end of Year 5.

### Freedom for Prometheus

By the gargantuan mountains of Kazbek, Prometheus suffered in silence on the cliffs. Left there for eternity, his burning wrists were wrapped tightly in unbreakable chains. There was no escape as he hung shamefully with his head drooping in despair. Despair as there would be no redemption from the punishment inflicted by Zeus (king of all the gods).

Freezing cold winds whipped the titan's wrinkled face as he searched the monstrous clouds for any sign of hope. In the distance, sudden strikes of thunder roared and attacked his ears. Prometheus was used to Zeus' continuous torture. Exhausted, broken, alone, Prometheus waited. Waited for redemption.

Soon, the frost began to thaw and a bright light pierced the clouds. Prometheus, who mustered what strength he had left, raised his head towards the heavens. As if out of nowhere, a delicate silhouette entered his vision.

"Who are you? I suppose Zeus has sent you to torture me further," Prometheus mumbled under his breath.

Strangely, a smirk graced the face of the woman before him. The figure, who wielded both beauty and grace, held a flickering torch in one hand and gently blew on the flames. Fire trailed along the floor towards Prometheus and he winced - waiting for the pain. However, the flames had other intentions. They wrapped themselves around the metal chains that enslaved him and then they were fractured. He was free.

"I am no friend of Zeus," she called to him, "I am Persephone."

# Home Learning and Homework



**Daily Reading  
Reading Record  
Google Classroom -  
one piece and  
spellings added  
each Friday  
Termly Activities**



# Responsibilities

This week we voted for our next school parliament committee members.

In autumn 1 children will have the chance to apply to be a peer mentor. A few from each year group will be chosen and will be trained by Mrs Mead.

At the end of the year, children will be able to apply for Branfil Ambassador for year 6.



# OPAL (Outdoor Play and Learning)



# Assessments



Department  
for Education



# Communication



If possible, please discuss quick questions or easily solvable issues with us on the playground at the end of the day.

To arrange a phone call or meeting to discuss something in more depth, please use the email below.

[year5@branfil.havering.sch.uk](mailto:year5@branfil.havering.sch.uk)

# Online Safety



# S

## Stay Safe

Don't give out your personal information to people / places you don't know.



# M

## Don't Meet Up

Meeting someone you have only been in touch with online can be dangerous. Always check with an adult you trust.



# A

## Accepting Files

Accepting emails, files, pictures or texts from people you don't know can cause problems.



# R

## Reliable?

Check information before you believe it. Is the person or website telling the truth?



# T

## Tell Someone

Tell an adult if someone or something makes you feel worried or uncomfortable.

Follow these SMART tips to keep yourself safe online!

How do we help your child to stay safe while online?

What can you do to help your child to stay safe online?



# School Website and Twitter

[www.branfil.com](http://www.branfil.com)

We upload the learning objects for the week on the year 5 page.

@branfilprimary



# Working Together



# Friends of Branfil

